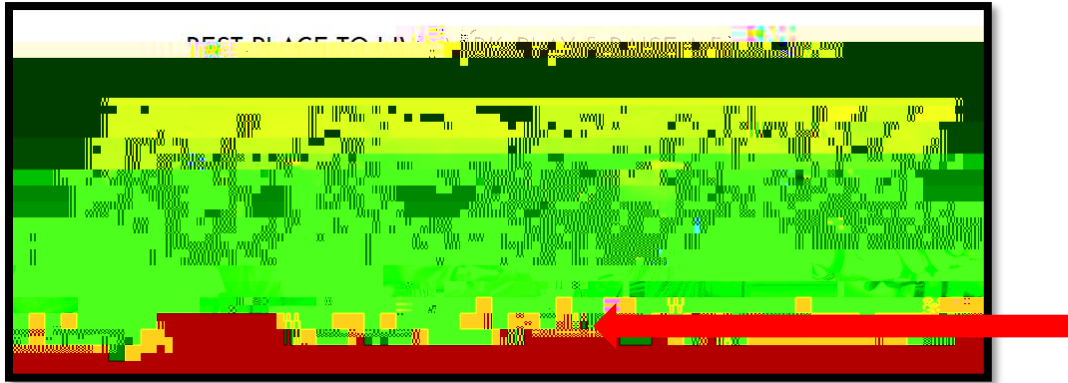








1. Go to [www.cajonvalley.net](http://www.cajonvalley.net), and scroll down and click the    



2. Scroll down    



3. You will login again using your HelloID login information:



4. Once logged in, click on the Employee Resources drop-down menu:



5. Select the Forward Address changes (you will need to enter the last 4 of your SSN):

